



## Tech info

The Hiker range is based on the legendary new H30 Toyota Hiace LWB.

They are well equipped with a 2.8L turbo diesel, 6 speed auto and 450Nm of torque, 6 SRS airbags, ANCAP safety rating, 8" Apply car play, Satnav and reversing camera plus more.

They measure 5265Lx1950Wx2100H and tare at 2650kg with a GVM of 3300kg.

The pop top is made with a composite fiberglass construction with a foam insulated core, it is structurally reinforced with aluminum for longevity. All hinges are high grade stainless steel & The pop tops canvas is made from high quality Canvas.

The side windows spoilers gain valuable space to sleep East/west with a bed size of 1950Lx1400W.

The bed construction is a light and strong Aerospace alloy system with HD runners.

All products used in our products have been carefully selected and backed by our dedicated suppliers.

All modification are engineered to ADR requirements.

## Design

With our Hiker range you can select your van drivability design to suit your needs.

\*Hiker Standard.

\*Hiker X or cross – inc body liftkit 120mm, upgrade suspension, 17" alloy wheels and tires(not 4x4).

\*Hiker 4x4 – Serious 4x4 H/L range proven kits, over 150 manufactured per year and used in Mining and Ambulances throughout Australia and second stage compliant approved for the last 10 years.

## Choice Layouts

With our Hiker Range you can select your interior lay out with a great selection of colours.

\*2 Seat – standard with East/west double bed with inner spring mattress, drawer systems.

\*4 Seat – with unique fold up seat and table for space optimising.

\*2 Seat- Singles special made to optimise space for one or E Bike storage for two people with fold away bed.

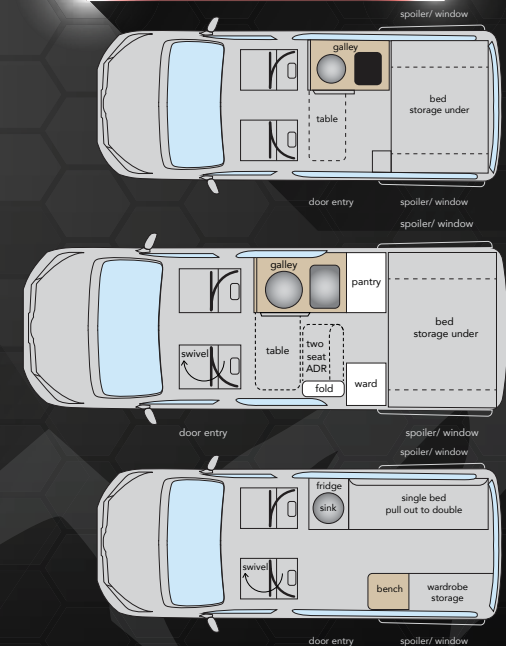


**JACANA**  
MOTORHOMES

[www.jacanamotorhomes.com.au](http://www.jacanamotorhomes.com.au)

AUSTRALIAN DESIGN & CONSTRUCTION - MOTOR DEALER LICENCE MD082739

## Hiker



Tel: 02 6551 7706

118 Manning River Drive, Taree South NSW 2430



## Design

With our Hiker-SL range you can select your van drivability design to suit your needs.

\*Hiker-SL Standard.

\*Hiker-SL X or cross - inc body liftkit 120mm, upgrade suspension, 17" alloy wheels and tires(not 4x4).

\*Hiker-SL 4x4 - Serious 4x4 H/L range proven kits, over 150 manufactured per year and used in Mining and Ambulances throughout Australia and second stage compliant approved for the last 10 years.

## Choice Layouts

With our Hiker-SL Range you can select your interior lay out with a great selection of colours.

\*2 Seat - standard with East/west double bed with inner spring mattress, with cassette toilet, shower.

\*4 Seat - with unique fold up seat and table for space optimising with no shower cubical.



## Tech info

The Hiker-SL range is based on the legendary new H30 Toyota Hiace SLWB.

They are well equipped with a 2.8L turbo diesel, 6 speed auto and 450Nm of torque, 6 SRS airbags, ANCAP safety rating, 8" Apply car play, Satnav and reversing camera plus more.

They measure 5915L x 1950w x 2400H and tare at 2940kg with a GVM of 3500kg.

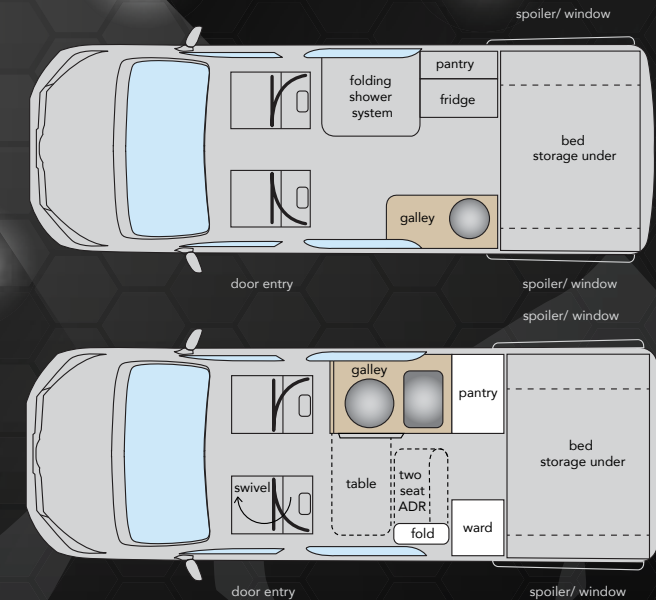
The pop top is made with a composite fiberglass construction with a foam insulated core, it is structurally reinforced with aluminum for longevity. All hinges are high grade stainless steel & The pop tops canvas is made from high quality Canvas.

The side windows spoilers gain valuable space to sleep East/west with a bed size of 1950Lx1400W.

The bed construction is a light and strong Aerospace alloy system with HD runners.

All products used in our products have been carefully selected and backed by our dedicated suppliers.

All modification are engineered to ADR requirements.



**JACANA**  
MOTORHOMES



# Design

With our Envy Range you can select your interior lay out with a great selection of colours.

- \*MWB 2 Seat – standard with East/west double bed with inner spring mattress, shower toilet cubicle.
- \*MWB 4 Seat – with unique fold up seat and rear bed for space optimising for E Bikes – toy hauling.
- \*LWB 4 seat – with enclosed toilet, shower East/West bed optimising long stay holidays.
- \*The Envy is well equipped from standard with Solar panels, Lithium batteries & Power system along with interior luxuries of Galley cooking.



# Tech info

The Envy range is based on the legendary Mercedes Sprinter 419 MWB and LWB - AWD.

They are well equipped with a 4 Cylinder 2 stage- turbo diesel, auto and 450Nm of torque, 6 SRS airbags, ANCAP safety rating, M Bux multimedia system, Satnav and reversing camera plus more.

The MWB measures 5932L x 2020W x 2667H and tare at 3450kg with a GVM of 4100kg.

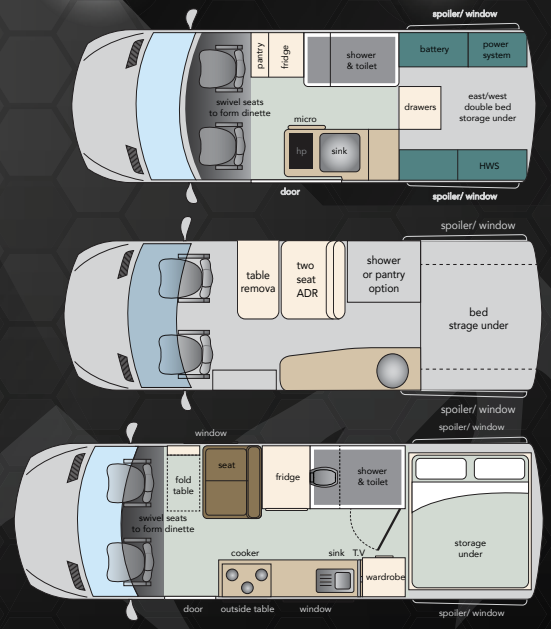
The LWB measures 6967L x 2020W x 2667H and Tare at 3550kg with a GVM of 4100kg.

The side windows spoilers gain valuable space to sleep East/west with a bed size of 1970Lx1400W.

The bed construction is a light and strong Aerospace alloy system with HD runners.

All products used in our products have been carefully selected and backed by our dedicated suppliers.

All modification are engineered to ADR requirements.



[www.jacanamotorhomes.com.au](http://www.jacanamotorhomes.com.au)

AUSTRALIAN DESIGN & CONSTRUCTION - MOTOR DEALER LICENCE MD082739

Tel: 02 6551 7706  
118 Manning River Drive, Taree South NSW 2430



## Design

With our Seeker Range you can select your interior lay out with a great selection of colours.

\*MWB 2 Seat – standard with East/West double bed with inner spring mattress, shower toilet cubicle.

\*MWB 4 Seat – with unique fold up seat and rear bed for space optimising for E Bikes – toy hauling.

\*LWB 4 seat – with enclosed toilet, shower East/West bed optimising long stay holidays.

\*The Seeker is well equipped from standard with Solar panels, Lithium batteries & Power system along with interior luxuries of Galley cooking.



## Tech info

The Seeker range is based on the legendary VW Crafter MWB and LWB.

They are well equipped with a 2.0L Bi- turbo diesel, 8 speed auto and 410Nm of torque, 6 SRS airbags, ANCAP safety rating, 8"Apply car play, Satnav and reversing camera plus more.

The MWB measures 5986L x 2040W x 2590H and tare at 3280kg with a GVM of 3880kg.

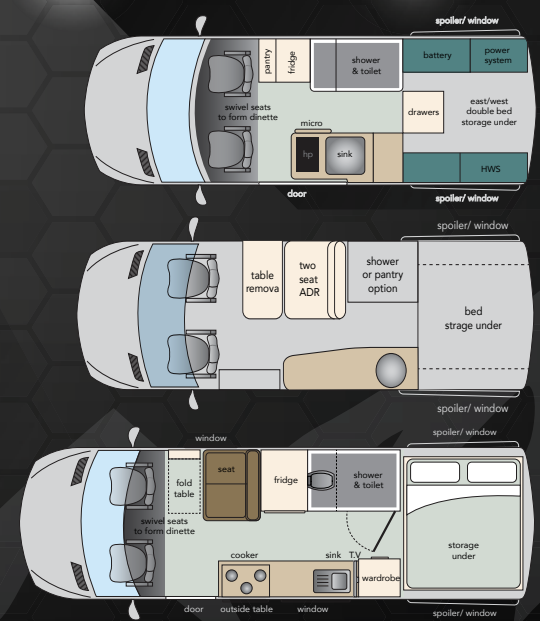
The LWB measures 6836L x 2040W x 2590H and Tare at 3400kg with a GVM of 4000kg.

The side windows spoilers gain valuable space to sleep East/west with a bed size of 1980Lx1400W.

The bed construction is a light and strong Aerospace alloy system with HD runners.

All products used in our products have been carefully selected and backed by our dedicated suppliers.

All modification are engineered to ADR requirements.



[www.jacanamotorhomes.com.au](http://www.jacanamotorhomes.com.au)

AUSTRALIAN DESIGN & CONSTRUCTION - MOTOR DEALER LICENCE MD082739

Tel: 02 6551 7706

118 Manning River Drive, Taree South NSW 2430